

Carroll diagrams

Year 2



Sorting shapes in to Carroll diagrams at
2 levels of difficulty

To access the complete Carroll diagrams worksheets (including answers sheets) at these levels of difficulty:

- 2 sections - has a line of symmetry or not
- 2 sections - has a right angle or not
- 4 sections - line of symmetry or not and right angle or not

visit

<http://www.saveteacherssundays.com/maths/year-2/130/carroll-diagrams-ks1/>

where you will also find Carroll diagram lesson plans and other teaching resources



Name: _____

Independent / Some adult supp

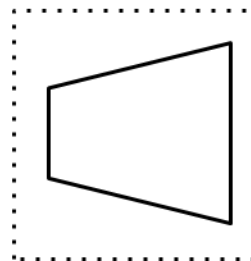
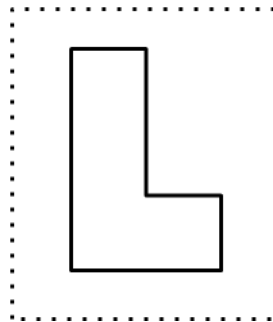
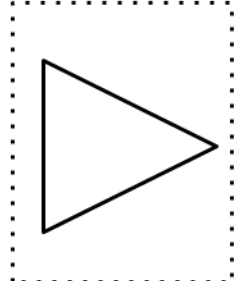
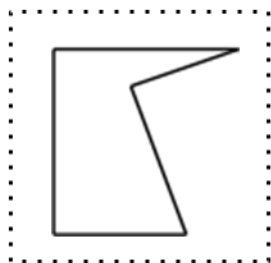
Date: _____

Identify lines of sym

Has a line of symmetry

NO li

--	--



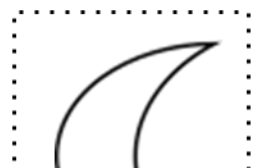
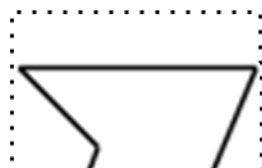
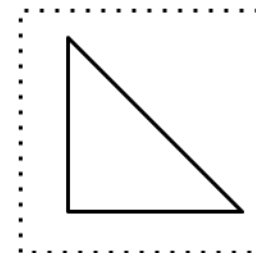
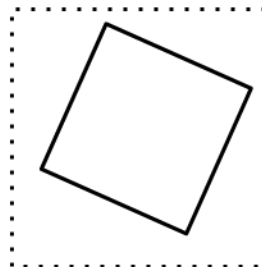

Name: _____

Independent / Some adult support / A lot of adult support

Date: _____

Identify right angles

Has a right angle



Name: _____

Date: _____

Identify right angles and lines of symme

	Has a line of symmetry	NO lines of
Has a right angle		
Right angles		

